



INDIAN SCHOOL AL WADI AL KABIR

DEPARTMENT OF EVS [2021 – 2022]

LESSON: Fuels For Vehicles

WORKSHEET








RESOURCE PERSON: Ms. Sucheta Jesrani

NAME: _____ CLASS - V SEC: _____ DATE: _____

A. Fill in the blanks to complete the given sentences.

- _____ burns to give _____ for work.
- Coal is a valuable _____ resource.
- Coal is a _____ rock made from the _____ of the _____.
- Petroleum means _____ from rocks.
- We must _____ and use fuel wisely to make Earth a better planet.


B. Match the given pictures with the appropriate terms and uses.

	Picture		Term		Uses
A		a	Lubricating oil	1	paints, road surfacing
B		b	Kerosene	2	fuel for cooking at home
C		c	Paraffin wax	3	fuel for stoves
D		d	Petrol	4	fuel for heavy motor vehicles
E		e	Bitumen	5	lubrication
F		f	Diesel	6	making of candles
G		g	LPG (Liquified Petroleum Gas)	7	fuel for light motor vehicles
Ans	A ____, __ B ____, __ C ____, __ D ____, __ E ____, __ F ____, __ G ____, __				

C. Establish the relationship and complete the following.

1. Food : human beings :: _____ : Steam engine :: _____ : bike
2. Rock : Coal :: _____ : Petroleum
3. Private Transport : car :: _____ : bus
4. Non - Renewable Source : coal :: _____ : solar energy

D. Observe the given picture clues. Order them in sequence from 1 to 3 and describe the formation of coal.



1. _____

2. _____

3. _____

E. Observe the given picture clues. Name them and state the similarities between them.



The picture A is _____ and the picture B is _____

- Similarities – 1. _____
2. _____
 3. _____
 4. _____